



# 2024 Rodeo Queen Pageant

Florida Gateway Pro Rodeo

March 8<sup>th</sup> – 10<sup>th</sup>

## Entry Form

Contestant's Name: \_\_\_\_\_

Address: \_\_\_\_\_

Contestant's Cell No.: \_\_\_\_\_

Email Address: \_\_\_\_\_ Date of Birth: \_\_\_\_\_

School/Grade Division: \_\_\_\_\_

Parent Names: \_\_\_\_\_

Parent Email Addresses: \_\_\_\_\_

Parent Contact No.: \_\_\_\_\_

Competition Song \_\_\_\_\_ Horse Name: \_\_\_\_\_

Hobbies/Interests: \_\_\_\_\_

I, \_\_\_\_\_, as parent/guardian of the above-named contestant, attest that she is a resident of the state of Florida, a female, and that she is (will be) \_\_\_\_\_ years old by February 16, 2024.

## Divisions

**Miss**  
Age 15-18  
\$50

**Junior Miss**  
Age 10-14  
\$45

**Little Miss**  
Age 6-9  
\$35

## Additional Entries

**Freestyle | Entry Fee: \$20**  
*Open to Miss and Junior Miss Contestants.*

**Miss Photogenic Contest | Entry Fee: \$10**  
*All contestants may enter. Please submit a 5x7 headshot in Western Attire (color or black and white). No glamour or professional shots allowed.*

Total Payment Enclosed:  
\$ \_\_\_\_\_

**Make Checks Payable to:**  
Columbia County Resources  
164 SW Mary Ethel Lane, Lake City, FL 32025  
386-752-8822



# 2024 Rodeo Queen Pageant

Florida Gateway Pro Rodeo

March 8<sup>th</sup> – 10<sup>th</sup>

I give my permission for my child to participate in television and radio appearances, and to have her photograph taken and published for publicity purposes.

I understand that if my child is selected as a pageant winner, she is expected to participate in all activities for the Florida Gateway Pro-Rodeo and other special appearances throughout the year including, but not limited to, the Olustee Parade, Homecoming Parade, Christmas Parade, and the Columbia County Fair. If a title holder fails to comport with high moral and ethical standards (act in an appropriate manner, no behavior or electronic communication that may reflect negatively on the Florida Gateway Pro Rodeo or Columbia County Resources) or refuses to carry out the required duties and expectations as set forth by Columbia County Resources, she will forfeit all items received pertaining to her title including, but not limited to, her buckle, tiara, and sash and will immediately surrender her title to the First Runner-up in that division.

I further understand that it is my child’s responsibility to know and comply with all pageant rules.

---

\_\_\_\_\_  
*Contestant Signature*

\_\_\_\_\_  
*Date*

\_\_\_\_\_  
*Parent/Guardian Signature*

\_\_\_\_\_  
*Date*

Sworn to and subscribed before me on this day \_\_\_\_\_ of \_\_\_\_\_ 20\_\_\_\_\_.

\_\_\_\_\_  
*Notary & Signature Seal*



# 2024 Rodeo Queen Pageant

Florida Gateway Pro Rodeo

March 8<sup>th</sup> – 10<sup>th</sup>

## Freestyle Requirements

Freestyle not only provides contestants an opportunity to showcase a set of horsemanship maneuvers creatively, but it also allows a rider to expand those maneuvers to music by means of choreography. Riders are encouraged to use musical pieces (songs) which will permit them to show the athletic ability of the horse and rider in a crowd appealing way. Contestants will be scored based on their horsemanship, completing required maneuvers, staying within the time limit and creativity/originality of the freestyle. You will need to turn in your music and a sequenced plan of the maneuvers you will perform during your freestyle when you turn in your paperwork.

### **Required Maneuvers:**

- A minimum of two turns or spins to the right.
- A minimum of two turns or spins to the left.
- A minimum of three stops.
- A minimum of one lead change at the canter from right to left.
- A minimum of one lead change at the canter from left to right.

### **Time Limit:**

A maximum of four minutes for the choreographed freestyle.

The time limit will be from the beginning of the music.

### **Costumes:**

Permitted and will be a part of the "Originality/Creativity" score.

### **Props:**

Permitted and if used will be part of the (Originality/Creativity" score.

*Failure to perform all the required maneuvers or failure to complete the freestyle within the time limit will result in a score of zero for that maneuver.*



# 2024 Rodeo Queen Pageant

Florida Gateway Pro Rodeo

March 8<sup>th</sup> – 10<sup>th</sup>

## Freestyle Choreographed Reference Sheet

Contestant Name: \_\_\_\_\_

Please use this sheet to plan out your list of maneuvers for your freestyle portion of the competition. Please list the maneuvers in a sequenced order with number one being the first maneuver you will perform. As you are planning your freestyle remember the four-minute time limit. Please remember to include all required maneuvers listed below. Please turn in this sheet and your music when you turn in your paperwork.

### Required Maneuvers:

- A minimum of two turns or spins to the right.
- A minimum of two turns or spins to the left.
- A minimum of three stops.
- A minimum of one lead change at the canter from right to left.
- A minimum of one lead change at the canter from left to right.

Song: \_\_\_\_\_ Artist: \_\_\_\_\_

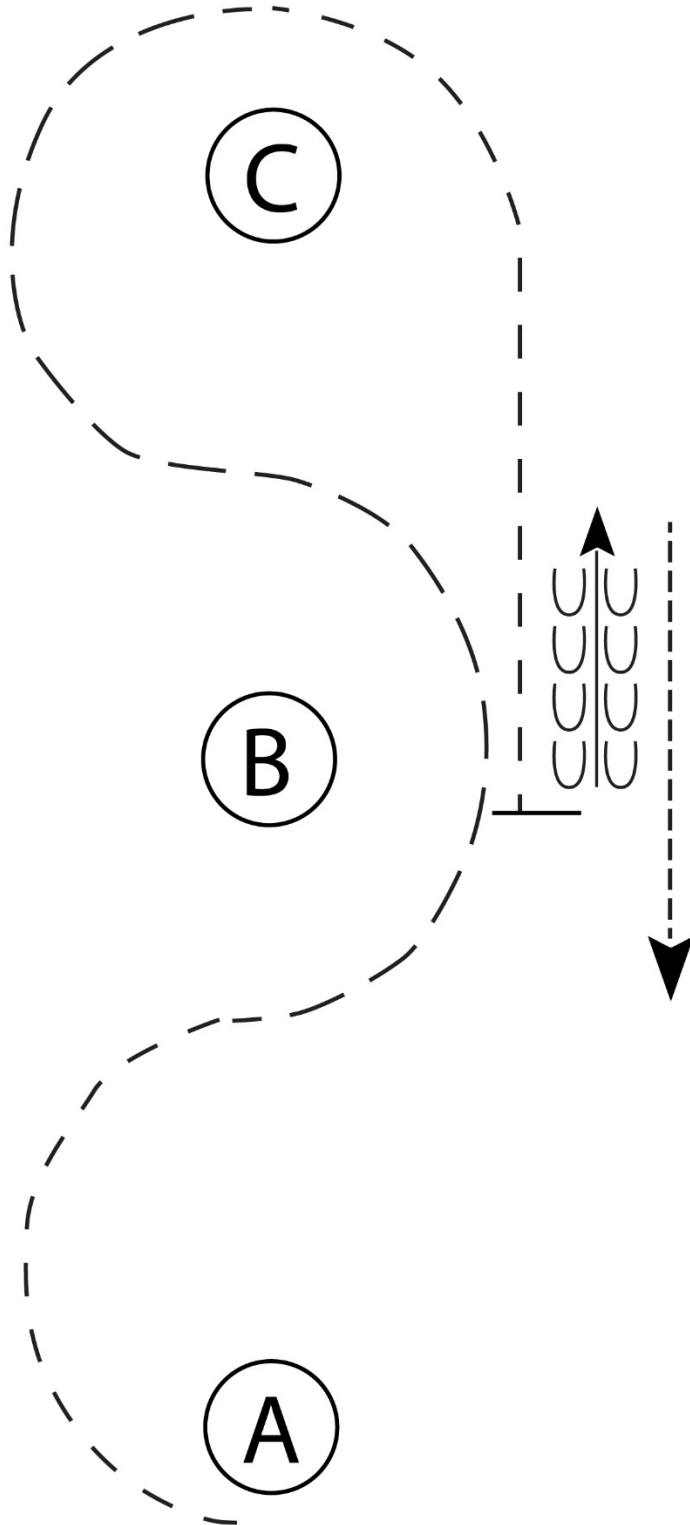
### Series of Maneuvers

1. \_\_\_\_\_
2. \_\_\_\_\_
3. \_\_\_\_\_
4. \_\_\_\_\_
5. \_\_\_\_\_
6. \_\_\_\_\_
7. \_\_\_\_\_
8. \_\_\_\_\_
9. \_\_\_\_\_
10. \_\_\_\_\_

*\*\*Ten maneuvers is not a set number of maneuvers required. Please feel free to use less/more maneuvers as needed.*

**Just make sure to cover the requirements.**

Patterns – Little Miss

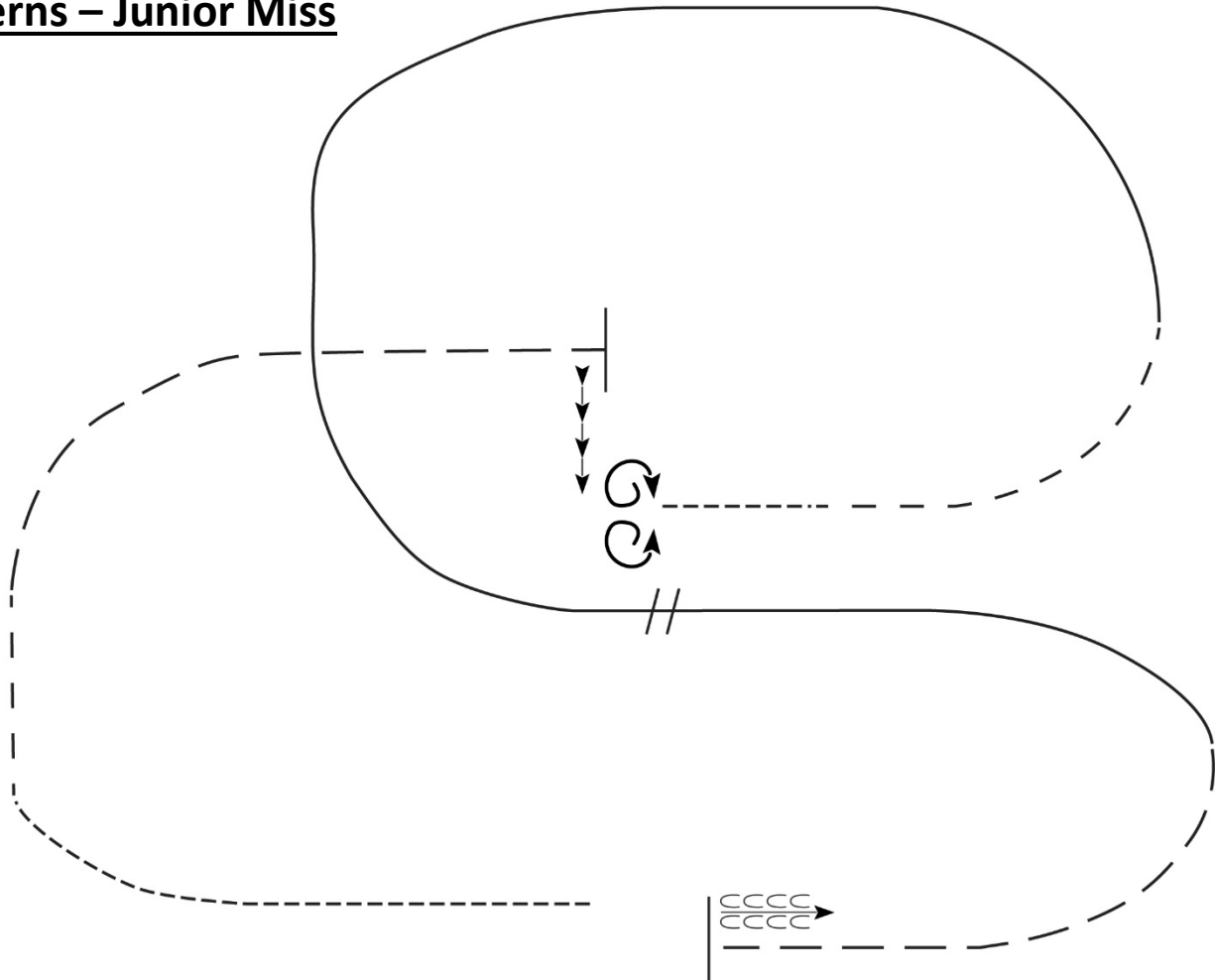


Be ready at A.

1. Jog in a half circle until between A and B.
2. Extend the jog around B and C as shown
2. Slow to a jog and jog until even with B.
4. Stop and back approximately one horse length.
5. Walk straight away.

Walk	-----
Jog	- - - - -
Extended Jog	- - - - -
Lope	_____
Lead Change	
Back	
Marker	(B)

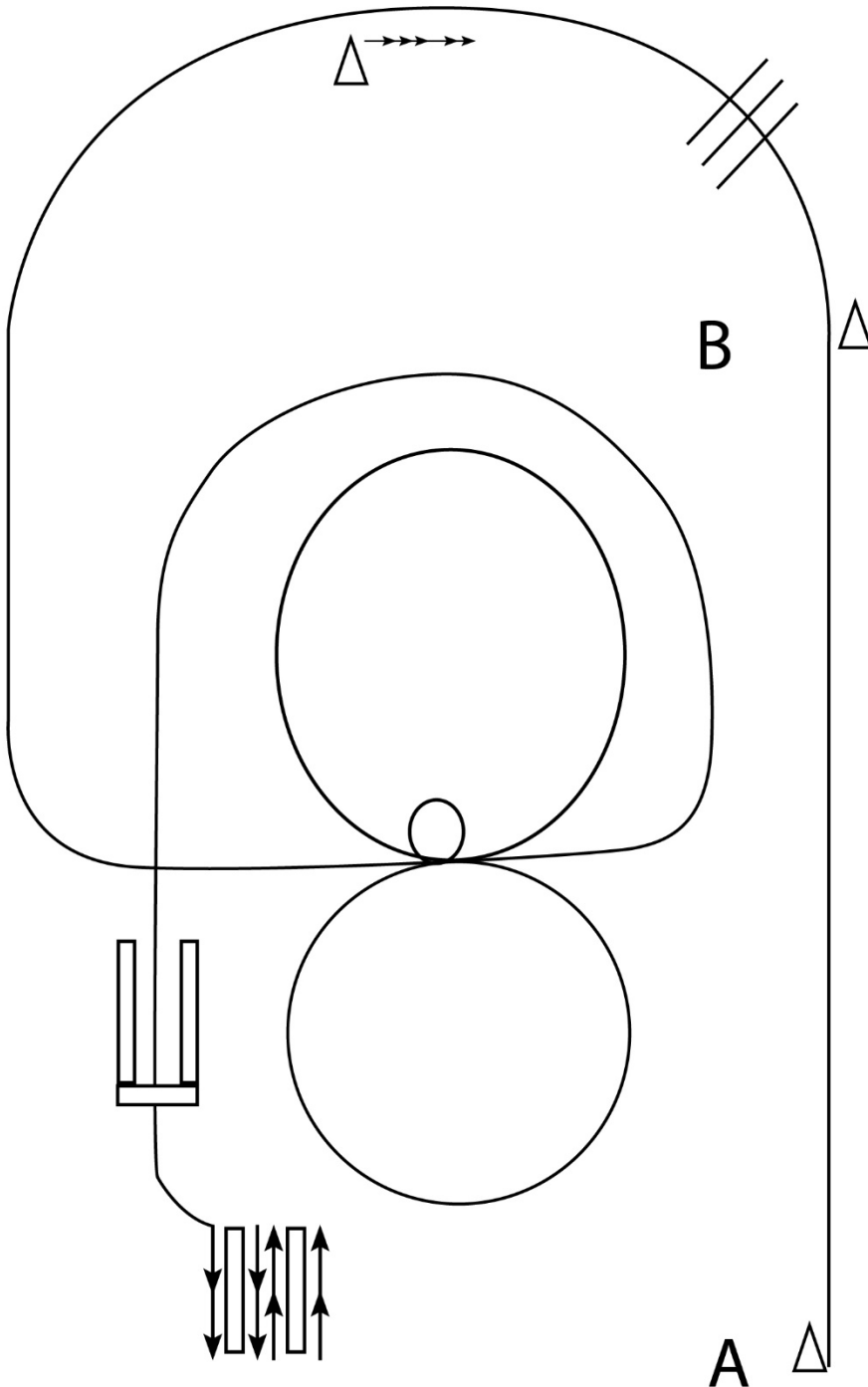
Patterns – Junior Miss



1. Walk to the left around corner of arena
2. Trot
3. Extend alongside of the arena and around the corner to the center
4. Stop, side pass right
5. 360 Degree turn each direction (either way 1st)
6. Walk
7. Trot
8. Lope left lead
9. Extend the lope
10. Change leads (simple or flying)
11. Collect to the lope
12. Extend trot
13. Stop and back

Walk	-----
Jog	- - - - -
Extended Jog	— — — — —
Lope	—————
Lead Change	
Back	
Marker	(B)

Patterns – Miss



1. Left lead lope A to B.
2. At B break to a trot.
3. Cross over poles.
4. Trot to next cone and stop.
5. Back 5 steps.
6. Left lead lope to center, small slow circle.
7. Stop.
8. 2 spins left.
9. Right lead lope small slow; in center change to left lead.
10. Continue to lope left lead into chute; in chute transition to walk.
11. Walk to log and side pass right.
12. Side pass left.